

**CIHM
Microfiche
Series
(Monographs)**

**ICMH
Collection de
microfiches
(monographies)**



Canadian Institute for Historical Microreproductions / Institut canadien de microreproductions historiques

© 1999

Technical and Bibliographic Notes / Notes techniques et bibliographiques

The Institute has attempted to obtain the best original copy available for filming. Features of this copy which may be bibliographically unique, which may alter any of the images in the reproduction, or which may significantly change the usual method of filming are checked below.

- Coloured covers / Couverture de couleur
- Covers damaged / Couverture endommagée
- Covers restored and/or laminated / Couverture restaurée et/ou pelliculée
- Cover title missing / Le titre de couverture manque
- Coloured maps / Cartes géographiques en couleur
- Coloured ink (i.e. other than blue or black) / Encre de couleur (i.e. autre que bleue ou noire)
- Coloured plates and/or illustrations / Planches et/ou illustrations en couleur
- Bound with other material / Relié avec d'autres documents
- Only edition available / Seule édition disponible
- Tight binding may cause shadows or distortion along interior margin / La reliure serrée peut causer de l'ombre ou de la distorsion le long de la marge intérieure.
- Blank leaves added during restorations may appear within the text. Whenever possible, these have been omitted from filming / Il se peut que certaines pages blanches ajoutées lors d'une restauration apparaissent dans le texte, mais, lorsque cela était possible, ces pages n'ont pas été filmées.
- Additional comments / Commentaires supplémentaires: Continuous pagination.

L'Institut a microfilmé le meilleur exemplaire qu'il lui a été possible de se procurer. Les détails de cet exemplaire qui sont peut-être uniques du point de vue bibliographique, qui peuvent modifier une image reproduite, ou qui peuvent exiger une modification dans la méthode normale de filmage sont indiqués ci-dessous.

- Coloured pages / Pages de couleur
- Pages damaged / Pages endommagées
- Pages restored and/or laminated / Pages restaurées et/ou pelliculées
- Pages discoloured, stained or foxed / Pages décolorées, tachetées ou piquées
- Pages detached / Pages détachées
- Showthrough / Transparence
- Quality of print varies / Qualité inégale de l'impression
- Includes supplementary material / Compris du matériel supplémentaire
- Pages wholly or partially obscured by errata slips, tissues, etc., have been refilmed to ensure the best possible image / Les pages totalement ou partiellement obscurcies par un feuillet d'errata, une pelure, etc., ont été filmées à nouveau de façon à obtenir la meilleure image possible.
- Opposing pages with varying colouration or discolorations are filmed twice to ensure the best possible image / Les pages s'opposant ayant des colorations variables ou des décolorations sont filmées deux fois afin d'obtenir la meilleure image possible.

This item is filmed at the reduction ratio checked below /
Ce document est filmé au taux de réduction indiqué ci-dessous.

	10x		14x		18x		22x		26x		30x	
	12x		16x		20x		24x		28x		32x	

The copy filmed here has been reproduced thanks to the generosity of:

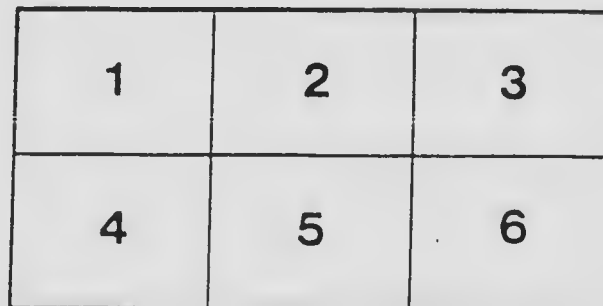
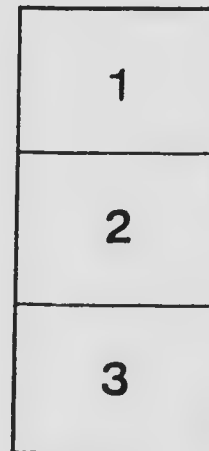

École polytechnique,
Université de Montréal,
Bibliothèque

The images appearing here are the best quality possible considering the condition and legibility of the original copy and in keeping with the filming contract specifications.

Original copies in printed paper covers are filmed beginning with the front cover and ending on the last page with a printed or illustrated impression, or the back cover when appropriate. All other original copies are filmed beginning on the first page with a printed or illustrated impression, and ending on the last page with a printed or illustrated impression.

The last recorded frame on each microfiche shall contain the symbol \rightarrow (meaning "CONTINUED"), or the symbol ∇ (meaning "END"), whichever applies.

Maps, plates, charts, etc., may be filmed at different reduction ratios. Those too large to be entirely included in one exposure are filmed beginning in the upper left hand corner, left to right and top to bottom, as many frames as required. The following diagrams illustrate the method:



L'exemplaire filmé fut reproduit grâce à la générosité de:

École polytechnique,
Université de Montréal,
Bibliothèque

Les images suivantes ont été reproduites avec le plus grand soin, compte tenu de la condition et de la netteté de l'exemplaire filmé, et en conformité avec les conditions du contrat de filmage.

Les exemplaires originaux dont la couverture en papier est imprimée sont filmés en commençant par le premier plat et en terminant soit par la dernière page qui comporte une empreinte d'impression ou d'illustration, soit par le second plat, selon le cas. Tous les autres exemplaires originaux sont filmés en commençant par la première page qui comporte une empreinte d'impression ou d'illustration et en terminant par la dernière page qui comporte une telle empreinte.

Un des symboles suivants apparaîtra sur la dernière image de chaque microfiche, selon le cas: le symbole \rightarrow signifie "A SUIVRE", le symbole ∇ signifie "FIN".

Les cartes, planches, tableaux, etc., peuvent être filmés à des taux de réduction différents. Lorsque le document est trop grand pour être reproduit en un seul cliché, il est filmé à partir de l'angle supérieur gauche, de gauche à droite, et de haut en bas, en prenant le nombre d'images nécessaire. Les diagrammes suivants illustrent la méthode.

MICROCOPY RESOLUTION TEST CHART

ANSI and ISO TEST CHART No. 2



1.0



1.1



1.25



1.4



1.6



4.5



2.8



3.2



3.6



4.0



2.5



2.2



2.0



1.8



APPLIED IMAGE Inc

1000 W. 10th Street
Ann Arbor, MI 48106
419-763-1000
FAX 419-763-1001

PUBLICATIONS

OF THE

DOMINION OBSERVATORY

OTTAWA, CANADA

Vol. IV, No. 3

ORBIT OF THE SPECTROSCOPIC BINARY 2 SAGITTE

BY REYNOLD K. YOUNG, Ph.D.

The binary character of 2 Sagittæ ($\alpha = 19^{\text{h}} 20^{\text{m}}$, $\delta = +16^{\circ} 46'$, type A3, mag. 6.2) was announced by Adams in the *Astrophysical Journal*, Vol. 35, page 177. Other designations for 2 Sagittæ are Boss 1947 and H.R.P. 7369. Forty-four spectrograms secured at this observatory, with a one-prism spectrograph, have been used in determining an orbit.

Shortly after the star was placed on the observing programme, it was discovered that both spectra were present. The widest separation between the components is somewhat over one hundred kilometres. These conditions make it difficult to determine accurate elements with the low dispersion used. However, the secondary spectrum is so much fainter than the primary, that the measures of blends, where such occur, tend to follow the primary curve. The elements may probably be regarded therefore as a first approximation. Better elements could be obtained with higher dispersion, for the lines when not confused by the secondary spectrum are fairly sharp and narrow.

Table I gives the data necessary for correcting the wave-lengths used in making the reductions. The residuals are taken in the sense, observed minus the mean of the plate. Several other lines besides those given in the table were occasionally measured.

The journal of observations taken at Mount Wilson and Ottawa follows in Tables II and III. Phases are counted from Julian Day 2,420,940.0. The residuals given in the eighth column are taken from the final curve, and should be accurate to the nearest kilometre. Those marked with an asterisk, result from plates which lie on that part of the orbit where the two sets of lines are not clearly separated and the velocity is the measure of the blend. Such measures were kept separate in forming the normal places, and in selecting preliminary elements allowance was made for the tendency of the measures of such blends to fall off the primary curve and toward the γ -axis.

CA1

MT 403

PO4-03

54041 1

104-03

TABLE I

Wave- Length	Element	Arithmetic Residual	Algebraic Residual	Number of times measured	Wave- Length	Element	Arithmetic Residual	Algebraic Residual	Number of times measured
4005-414	<i>Fe</i>	6.8	+ 0.6	6	4271-675	<i>Fe</i>	5.2	+ 0.9	11
4045-940	<i>Fe</i>	4.7	- 1.2	18	4307-974	<i>Fe</i>	3.1	+ 0.6	5
4063-730	<i>Fe</i>	5.7	+ 0.3	11	4351-977	<i>Cr-Mg</i>	6.2	- 0.6	7
4143-839	<i>Fe</i>	8.4	+ 0.9	8	4481-477	<i>Mg</i>	5.0	- 0.5	31
4215-733	<i>Fe</i>	5.4	- 0.6	9	4534-158	<i>Ti</i>	2.8	+ 2.1	8
4233-425	<i>Mg Fe</i>	4.6	+ 2.8	14	4549-743	<i>Fe</i>	5.8	- 4.0	31

TABLE II

MOUNT WILSON OBSERVATIONS OF 2 SAGITTE

Date	Julian Day	Phase	Velocity	O-C
1911				
August 9	2,119,258.765	3.685	+ 61	- 5
October 31	311.657	5.287	+ 18	- 6

TABLE III
OTTAWA OBSERVATIONS OF 2 SAGITTE.

Plate	Observer*	Date	Julian Day	Phase	Velocity	Weight	O-C	Velocity Secondary
1916								
7575	Y	Mar. 23	2, 120, 916.892	6.892	-26.8	1	+ 7*	
7577	Y	Mar. 25	918.888	1.498	- 0.3	1	+11*	
7591	H	Mar. 30	953.892	6.502	-11.2	1/2	+ 9*	
7597	H	April 2	950.891	2.101	+11.3	1	- 4	
7605	Y	April 5	959.890	5.110	+31.0	1	0	
7612	Y	April 14	968.847	6.677	-24.5	1	+ 4	
7619	C	April 19	973.809	4.249				
7631	H	May 2	986.838	2.498	+22.6	1/2	-11*	
7636	Y	May 4	988.788	1.448	+54.8	1	- 1	
7639	H	May 7	991.778	0.048	-35.5	1/2	+ 3	
7647	H	May 9	993.787	2.057	+16.7	1	+ 2	
7650	Y	May 13	997.802	6.072	+ 0.6	1	+10*	
7666	Y	May 21	2, 121, 008.788	2.278	+11.4	1	-12*	
7669	Y	May 25	009.786	3.276	+55.4	1	- 6	
7672	H	May 26	010.777	1.267	+67.9	1/2	+ 7	- 43.9
7675	H	May 28	012.762	6.252				
7680	C	May 31	015.767	1.867	+ 1.8	1	0	
7685	Y	June 1	016.820	2.920	+55.1	1	+ 5	-16.7
7692	H-Y	June 6	021.731	0.411	-31.5	1	+ 7	+86.6
7695	Y	June 13	028.670	7.380	-43.0	1	- 4	+93.9
7699	Y	June 17	032.816	4.136	+55.2	1	- 8	-63.8
7700	Y	June 20	035.705	7.025	-40.9	1	- 5	+78.1
7704	C	June 23	038.781	2.711	+35.6	1/2	- 8*
7706	Y	June 25	040.684	4.614	+45.3	1	- 6	-64.6
7710	Y	June 29	044.667	1.207	- 9.2	1/2	+13*
7714	C	June 30	045.617	2.187
7715	Y	July 1	049.816	6.356	- 1.0	1/2	+15*
7717	Y	July 5	050.691	7.231	-35.7	1/2	+ 2	+70.2
7721	Y	July 9	054.603	3.753	+71.4	1	+ 5	-63.6
7725	Y	July 9	054.687	3.837	+59.0	1	- 7	-72.3
7731	Y	July 13	058.747	0.507	-41.0	1/2	- 4
7738	Y	July 17	062.639	1.399	+68.4	1	+11	-61.7
7743	Y	July 19	061.601	6.351	-16.8	1/2	+ 2
7753	Y	July 23	068.625	2.995	+50.2	1	- 3	-66.9
7755	Y	July 24	069.595	3.965	+67.8	1	+ 3	-70.5
7767	Y	Aug. 1	077.603	4.588	+59.1	1	+ 8	-58.3
7771	Y	Aug. 2	078.590	5.575	+42.6	1	+ 4
7775	Y	Aug. 10	086.771	6.366	+ 8.0	0
7779	Y	Aug. 11	090.566	2.766	+58.6	1	- 9*	-45.7
7803	Y	Sept. 8	115.514	5.571	+ 9.0	1	- 2
7808	Y	Sept. 10	117.552	0.192	-33.4	1	+ 6	+94.8
7815	Y	Sept. 24	131.611	6.861	-37.6	1/2	- 5
7816	Y	Sept. 25	132.521	0.381	-48.6	1	- 9	+79.6
7829	Y	Oct. 1	138.589	6.449	-21.4	1/2	0
7842	Y	Oct. 3	140.513	0.983	-34.0	1	- 6	+85.8
7868	Y	Oct. 10	147.525	0.605	-12.2	1	- 6
7908	Y	Nov. 24	189.455	5.585	+ 7.4	1	- 4
7947	Y	Dec. 17	215.453	2.023	+21.5	1	+10

* H = Harper; C = Cannon; Y = Young

MEASURES OF ζ SAGITTAE

X	7575*		7577*		7597		7605		7612		7636		7647	
	Vel	Wt	Vel	Wt	Vel	Wt	Vel	Wt	Vel	Wt	Vel	Wt	Vel	Wt
1005-411					- 11.6	$\frac{1}{2}$								
1045-940			- 3.3	$\frac{1}{2}$	- 11.4	$\frac{1}{2}$			- 41.6	$\frac{1}{2}$	+ 35.4	$\frac{1}{2}$	- 5.1	$\frac{1}{2}$
1063-730							+ 11.7	$\frac{1}{2}$					+ 0.9	$\frac{1}{2}$
4071-865			- 27.9	$\frac{1}{2}$					- 15.1	$\frac{1}{2}$			- 1.5	$\frac{1}{2}$
1128-214			- 20.6	$\frac{1}{2}$										
1143-839			- 7.8	$\frac{1}{2}$					63.5	$\frac{1}{2}$				
4215-733							+ 2.7	$\frac{1}{2}$						
4233-425	- 59.5	$\frac{1}{2}$	- 38.7	$\frac{1}{2}$			- 1.3	$\frac{1}{2}$	- 31.9	$\frac{1}{2}$			+ 0.8	$\frac{1}{2}$
4250-586													- 0.3	$\frac{1}{2}$
4271-675			- 21.8	$\frac{1}{2}$	- 1.1	$\frac{1}{2}$	+ 10.1	$\frac{1}{2}$					- 0.3	$\frac{1}{2}$
1290-053											+ 35.7	$\frac{1}{2}$		
4307-971							+ 13.0	$\frac{1}{2}$			+ 29.9	$\frac{1}{2}$		
1340-615	- 38.6	$\frac{1}{2}$							- 50.8	$\frac{1}{2}$				
4351-977							- 1.8	$\frac{1}{2}$					- 3.5	$\frac{1}{2}$
4443-976	- 41.2	$\frac{1}{2}$									+ 22.2	$\frac{1}{2}$		
4181-477	- 48.1	1	- 25.9	1	- 16.5	1	+ 12.9	$\frac{1}{2}$	- 18.3	1	+ 11.0	1	- 7.1	1
1515-508					- 14.0	$\frac{1}{2}$							9.7	$\frac{1}{2}$
4534-158	- 56.2	$\frac{1}{2}$			- 3.6	$\frac{1}{2}$			- 45.7	$\frac{1}{2}$				
4549-743	- 45.7	$\frac{1}{2}$	- 26.0	$\frac{1}{2}$	- 15.5	$\frac{1}{2}$	+ 13.3	1	- 36.7	$\frac{1}{2}$	+ 30.4	1	- 9.6	1
4558-827			- 22.8	$\frac{1}{2}$										
4572-190									- 61.8	$\frac{1}{2}$				
4584-018									- 41.4	$\frac{1}{2}$				
Weighted mean	- 48.28		- 22.07		- 11.31		+ 8.24		- 47.65		+ 33.05		- 4.34	
V_d	+ 21.58		+ 21.87		+ 22.73		+ 22.94		+ 23.21		+ 21.87		+ 21.11	
V_l	+ 0.21		+ 0.21		+ 0.16		+ 0.15		+ 0.18		+ 0.20		+ 0.17	
Curv.	- 0.28		- 0.28		- 0.28		- 0.28		- 0.28		- 0.28		- 0.28	
Radial Velocity	- 26.8		- 0.3		+ 11.3		+ 31.0		- 21.5		+ 51.8		+ 16.7	

MEASURES OF 2 SAGITTAE *Continued*

λ	7650*		7660*		7669		7680		7685		7692		7695	
	Vel	Wt	Vel	Wt	Vel	Wt	Vel	Wt	Vel	Wt	Vel	Wt	Vel	Wt
4065-414			- 5.9	$\frac{1}{2}$	+ 10.5	$\frac{1}{2}$			+ 46.0	$\frac{1}{2}$	- 36.5	$\frac{1}{2}$	- 51.4	1
1045-940	15.3	$\frac{1}{2}$			+ 37.3	$\frac{1}{2}$			+ 31.6	$\frac{1}{2}$				
1063-730	28.4	$\frac{1}{2}$			+ 12.1	$\frac{1}{2}$			+ 49.2	$\frac{1}{2}$	- 51.2	$\frac{1}{2}$		
4071-865							- 10.0	$\frac{1}{2}$					
4128-211	21.1	$\frac{1}{2}$											
4143-839										- 41.8	$\frac{1}{2}$	- 58.1	1
4202-366												- 53.8	1
4215-733	- 21.1	$\frac{1}{2}$										- 51.4	1
4233-425			- 6.8	$\frac{1}{2}$	+ 39.2	$\frac{1}{2}$	- 10.0	$\frac{1}{2}$					
4250-586			- 16.0	$\frac{1}{2}$									
4271-675					+ 39.1	$\frac{1}{2}$						- 58.1	1
4300-211	- 19.1	$\frac{1}{2}$											
4307-971					+ 12.2	$\frac{1}{2}$	9.4	$\frac{1}{2}$	+ 41.1	$\frac{1}{2}$	- 51.5	$\frac{1}{2}$		
4351-977	- 7.1	$\frac{1}{2}$	- 10.3	$\frac{1}{2}$	+ 29.0	$\frac{1}{2}$						- 59.7	1
4395-155							- 1.3	$\frac{1}{2}$					
4443-976	- 11.9	$\frac{1}{2}$											
4481-477	- 17.1	1	- 5.6	1	+ 30.5	1	- 19.4	1	+ 34.2	1	- 38.7	1	- 61.7	2
4534-158	- 19.7	$\frac{1}{2}$							+ 37.8	$\frac{1}{2}$				
4549-743	- 30.4	1	- 2.0	1	+ 41.8	1	- 6.8	1	+ 41.3	$\frac{1}{2}$	- 56.1	$\frac{1}{2}$	- 47.5	2
4572-190	- 16.0	$\frac{1}{2}$					- 10.4	$\frac{1}{2}$					
Weighted mean	- 19.66		- 6.77		+ 37.73		- 11.06		+ 39.43		- 45.79		- 55.12	
V_0	+ 20.41		+ 18.07		+ 17.82		+ 16.14		+ 15.95		+ 14.39		+ 12.21	
V_d	+ 0.12		+ 0.09		+ 0.09		\pm 0.00		\pm 0.00		+ 0.14		+ 0.15	
Curv.	- 0.28		- 0.28		- 0.28		- 0.28		- 0.28		- 0.28		- 0.28	
Radial Velocity	+ 0.6		+ 11.1		+ 55.4		+ 4.8		+ 55.1		- 31.5		- 43.0	

MEASURES OF ζ SAGITTAE. *Continued*

N	7699		7700		7704*		7706		7710*		7721		7725	
	Vel	Wt	Vel	Wt	Vel	Wt	Vel	Wt	Vel	Wt	Vel	Wt	Vel	Wt
1015-940	+ 41.3	1/2	41.8	1/2			+ 40.4	1/2	- 20.4	1/2	+ 60.5	1/2	+ 55.8	1/2
1063-730			- 58.7	1/2			+ 25.0	1/2	- 30.6	1/2				
1113-839							+ 34.0	1/2						
1215-731	+ 47.6	1/2												
1233-425			- 45.1	1/2										
1236-090											+ 70.3	1/2		
1250-586					+ 20.2	1/2			- 3.1	1/2				
1260-537			- 46.2	1/2										
1271-675			- 56.0	1/2							+ 65.5	1/2		
1290-053													+ 55.5	1/2
1307-974	+ 45.0	1/2	- 56.6	1/2										
1315-178											+ 60.0	1/2	+ 50.6	1/2
1340-645					+ 25.9	1/2	+ 28.2	1/2						
1481-477	+ 54.2	1/2	- 19.3	1/2	+ 31.7	1/2	+ 44.2	1/2	- 13.8	1/2	+ 71.1	1/2	+ 61.0	1/2
1549-743	+ 26.2	1/2			+ 25.6	1/2	+ 41.8	1/2	- 12.3	1/2	+ 67.1	1/2	+ 51.3	1/2
Weighted mean	+ 41.75		- 50.46		+ 26.78		+ 37.45		- 15.67		+ 68.51		+ 56.36	
V_x	+ 10.84		+ 0.85		+ 9.12		+ 8.04		+ 6.63		+ 2.92		+ 2.88	
V_y	- 0.07		- 0.00		- 0.04		+ 0.12		+ 0.15		+ 0.18		+ 0.09	
Curv.	- 0.28		- 0.28		- 0.28		- 0.28		- 0.28		- 0.28		- 0.28	
Radial Velocity	+ 55.2		- 40.9		+ 35.6		+ 45.3		- 9.2		+ 71.4		+ 59.0	

MEASURES OF 2 SAGITTE—*Continued*

λ	7738		7743		7751		7759		7767		7771		7775	
	Vel	Wt.	Vel	Wt.	Vel	Wt.	Vel	Wt.	Vel	Wt.	Vel	Wt.	Vel	Wt.
1005-111											+ 3.9	1/2		
1045-940			- 18.3	1/2	+ 66.0	1/2			+ 61.1	1/2	+ 1.1	1/2		
1063-730	+ 72.6	1/2			+ 51.6	1/2	+ 80.6	1/2	+ 56.4	1/2				
1071-865									+ 61.6	1/2				
1113-839					+ 50.5	1/2	+ 62.4	1/2			+ 39.2	1/2		
1202-366			- 19.5	1/2										
1245-733	+ 71.1	1/2					+ 72.1	1/2	+ 72.1	1/2				
1233-125									+ 71.9	1/2	+ 19.1	1/2		
1236-000			- 9.2	1/2							+ 22.0	1/2		
1260-537											+ 10.8	1/2	+ 24.1	1/2
1271-675									+ 75.4	1/2	+ 22.4	1/2		
1290-053													+ 48.0	1/2
1307-974									+ 71.8	1/2				
1315-178														
1351-977							+ 85.2	1/2					+ 22.1	1/2
1481-177	+ 59.8	1/2	- 15.7	1	+ 46.7	1	+ 61.7	1	+ 51.3	1	+ 19.3	1	+ 23.0	1
1501-117											+ 21.3	1/2		
1515-508											+ 27.9	1/2		
1534-158									+ 65.9	1/2	+ 20.4	1/2		
1519-711	+ 68.6	1/2			+ 43.9	1/2	+ 71.3	1	+ 66.1	1	+ 17.7	1/2	+ 2.1	1/2
1572-130											+ 33.3	1/2		
Weighted mean	+ 68.77		- 15.68		+ 52.90		+ 70.79		+ 65.25		+ 19.12		+ 17.82	
V_a	- 0.12		- 0.91		- 2.50		- 2.88		- 5.91		- 6.31		- 9.31	
V_d	+ 0.02		+ 0.11		+ 0.10		+ 0.15		+ 0.10		+ 0.12		- 0.22	
Curv.	- 0.28		- 0.28		- 0.28		- 0.28		- 0.28		- 0.28		- 0.28	
Radial Velocity	+ 68.4		- 16.8		+ 50.2		+ 67.8		+ 59.1		+ 12.6		+ 8.0	

MEASURES OF 2 SAGITTE *Continued*

A	7779		7803		7808		7868		7815		7816		7829	
	Vel.	Wt.	Vel.	Wt.	Vel.	Wt.	Vel.	Wt.	Vel.	Wt.	Vel.	Wt.	Vel.	Wt.
1045-940					- 28.9	$\frac{1}{2}$	- 49.0	$\frac{1}{2}$			- 22.7	$\frac{1}{2}$		
1063-730	+ 56.0	$\frac{1}{2}$									- 10.0	$\frac{1}{2}$		
1074-865	+ 56.1	$\frac{1}{2}$												
1143-839					- 47.0	$\frac{1}{2}$	- 7.3	$\frac{1}{2}$						
1245-733											- 32.0	$\frac{1}{2}$		
1237-425			+ 20.0	$\frac{1}{2}$										
1236-000			+ 17.3	$\frac{1}{2}$										
1259-586	+ 40.7	$\frac{1}{2}$												
1260-537					- 20.8	$\frac{1}{2}$								
1271-675					- 18.6	$\frac{1}{2}$								
1299-053					- 20.9	$\frac{1}{2}$					- 22.5	$\frac{1}{2}$		
1307-974			+ 30.1	$\frac{1}{2}$										
1325-698														
1340-645								22.4	$\frac{1}{2}$					
1351-977	+ 43.7	$\frac{1}{2}$						- 35.9	$\frac{1}{2}$					
1359-155	+ 42.4	$\frac{1}{2}$						- 19.3	$\frac{1}{2}$					
1481-477	+ 55.4	1	+ 59.5	$\frac{1}{2}$	9.4	1	16.0	$\frac{1}{2}$	- 16.8	1	- 27.5	$\frac{1}{2}$	- 7.5	1
1534-458			+ 33.5	$\frac{1}{2}$										
1549-745	+ 47.8	1	+ 23.4	$\frac{1}{2}$	0.0	1	- 9.7	$\frac{1}{2}$	- 13.7	$\frac{1}{2}$	- 35.9	1	+ 10.5	1
1581-618					- 20.7	$\frac{1}{2}$								
Weighted mean	+ 49.44		+ 27.25		- 11.57		- 18.64		- 15.73		- 26.50		+ 1.50	
V_a	- 10.65		18.01		- 18.71		- 23.19		- 21.49		- 21.83		- 22.41	
V_d	+ 0.10		+ 0.02		- 0.03		- 0.42		- 0.18		- 0.02		- 0.18	
Curv.	0.28		- 0.28		- 0.28		- 0.28		- 0.28		- 0.28		- 0.28	
Radial Velocity	38.6		9.0		33.4		42.2		37.6		48.6		21.4	

MEASURES OF 2 SAGITTE *Concluded*

λ	7842		7908		7947									
	Vel.	Wt.	Vel.	Wt.	Vel.	Wt.	Vel.	Wt.	Vel.	Wt.	Vel.	Wt.	Vel.	Wt.
1143.839	- 19.4	$\frac{1}{2}$												
1215.733	- 13.6	$\frac{1}{2}$	+ 14.5	$\frac{1}{2}$										
1233.425	- 8.9	$\frac{1}{2}$	+ 31.3	$\frac{1}{2}$										
1260.537	- 3.8	$\frac{1}{2}$												
1307.974			+ 31.3	$\frac{1}{2}$										
1310.645	- 17.4	$\frac{1}{2}$												
1395.155			+ 31.7	$\frac{1}{2}$										
1481.477	- 13.2	$\frac{1}{2}$	+ 30.5	$\frac{1}{2}$	+ 36.9	$\frac{1}{2}$								
1534.158			+ 28.9	$\frac{1}{2}$										
1549.743	- 4.5	$\frac{1}{2}$	+ 21.8	$\frac{1}{2}$	+ 30.2	$\frac{1}{2}$								
1584.018	- 8.7	$\frac{1}{2}$												
Weighted mean	- 11.18		+ 27.14		+ 33.55									
V_a	- 22.65		- 19.31		- 11.46		
V_d	- 0.67		- 0.18		- 0.28		
Curv.	- 0.28		- 0.28		- 0.28		
Radial Velocity	- 34.0		+ 7.4		+ 21.5		

The writer has found the following method of getting preliminary elements very satisfactory. With the aid of a complete set of "protractors", which the observatory possesses for the simplification of King's graphical method, curves were drawn on tracing linen, representing all orbits from eccentricity 0.0 to 0.7 and $\omega=0^\circ$ to $\omega=360^\circ$. The interval for the eccentricity is 0.05, save for the large values which are seldom used. The interval for ω is fifteen degrees. It might seem labourious to draw all these curves, but one curve will do for four values of ω by inverting the sheet or looking through the linen from the back, so that the labour is not so great as it appears at first sight. The construction of a complete set of curves occupies about ten hours, if the protractors are already at hand. The calculations need be made but once. In selecting a set of elements, the normal places are plotted on the scale of these curves. This supposes that we know the amplitude of the curve. Although this is unknown, it is the most easily determined of all the elements and can usually be selected with sufficient accuracy at the first trial. The curves are now fitted in turn over the normal places till the one most satisfactory is found. If two or more curves seem to give equally good representations, it is quite possible to interpolate elements between the graphs plotted, and so obtain a result with the eccentricity within one or two hundredths and ω within a few degrees.

In the present case a wide range of values of ω will satisfy the normal places about equally well. These values center about $\omega=330^\circ$ and $e=0.05$. The uncertainty in the value of ω is partly dependent on the fact that the observations where the spectra are just separating can not be given much weight. In the least-square solution, recorded below, they were omitted, and to make the solution determinate periastron passage was fixed.

NORMAL PLACES

	Julian Day	Phase from J. D. 2,420,940.0	Velocity	Weight	O-C Preliminary	O-C Final
1	2,420,940.041	0.041	-37.3	1.0	+ 2.22	+ 2.09
2	940.481	0.481	-41.1	1.0	- 2.27	- 3.25
3	941.058	1.058	-25.7	0.5	+ 2.69	+ 0.77
4	941.971	1.971	+10.8	1.5	+ 3.95	+ 1.15
5	942.685	2.685	+33.8	..	- 6.16	- 8.57
6	943.061	3.064	+53.6	1.0	- 0.52	- 2.32
7	943.852	3.852	+66.0	1.0	+ 0.11	- 0.01
8	944.267	4.267	+63.0	0.8	+ 1.93	+ 2.70
9	944.550	4.550	+53.1	1.0	- 0.82	+ 0.16
10	945.110	5.110	+31.0	0.3	- 2.58	- 0.67
11	945.578	5.578	+ 9.7	1.0	- 3.91	- 1.80
12	946.300	6.300	- 9.2	..	+ 5.89	+ 7.68
13	946.864	6.864	-31.7	1.0	- 0.18	+ 0.70

PRELIMINARY ELEMENTS

$$\begin{aligned}
 P &= 7.390 \text{ days} \\
 T &= \text{Julian Day } 2,420,943.233 \\
 K &= 53.0 \text{ km.} \\
 \omega &= 330^\circ \\
 e &= 0.05 \\
 \gamma &= +10.70 \text{ km.} \\
 \mu &= 48^\circ.7145
 \end{aligned}$$

OBSERVATION EQUATIONS

	x	y	z	p	q	$-u$	Weight
1.....	1	- 0.348	+ 0.966	- 0.110	+ 0.123	- 2.22	1.0
2.....	1	- 0.935	+ 0.593	+ 0.233	- 0.193	+ 2.27	1.0
3.....	1	- 0.738	- 0.289	+ 0.619	- 0.602	- 2.69	0.5
4.....	1	- 0.073	- 0.980	+ 1.018	- 1.033	- 3.95	1.5
6.....	1	+ 0.819	+ 0.661	+ 0.656	- 0.694	+ 0.52	1.0
7.....	1	+ 1.041	+ 0.803	- 0.031	+ 0.061	- 0.11	1.0
8.....	1	+ 0.950	+ 0.162	- 0.397	+ 0.447	- 1.93	0.8
9.....	1	+ 0.815	- 0.339	- 0.611	+ 0.659	+ 0.82	1.0
10.....	1	+ 0.431	- 0.962	- 0.897	+ 0.911	+ 2.58	0.3
11.....	1	+ 0.055	- 0.851	- 0.975	+ 0.953	+ 3.94	1.0
13.....	1	- 0.797	+ 0.813	- 0.517	+ 0.489	+ 0.18	1.0

Where

$$\begin{aligned}
 x &= d\gamma \\
 y &= dK \\
 z &= Kde \\
 p &= Kd\omega \\
 q &= \frac{K\mu}{(1-e^2)^{\frac{3}{2}}} dT
 \end{aligned}$$

NORMAL EQUATIONS

$$\begin{aligned}
 10.100x + 0.461y + 0.863z - 0.089p - 2.640 &= 0 \\
 + 5.888y - 0.851z - 0.517p + 1.326 &= 0 \\
 + 5.666z - 0.321p + 1.129 &= 0 \\
 + 4.218p - 10.306 &= 0
 \end{aligned}$$

$$\begin{aligned} \text{whence, } dx &= +0.295 & \text{or } d\gamma &= +0.29 \text{ km.} \\ dy &= -0.051 & dK &= -0.05 \text{ km.} \\ dz &= -0.114 & dv &= 0.00 \\ dp &= +2.435 & \delta\omega &= +2^{\circ}.63 \end{aligned}$$

FINAL ELEMENTS

$$\begin{aligned} P &= 7.390 \text{ days} \\ T &= \text{Julian Day } 2,420,943.233 \\ \omega &= 332^{\circ}.6 \\ e &= 0.05 \\ K &= 52.95 \text{ km.} \\ \gamma &= +11.0 \text{ km.} \\ a \sin i &= 5,370,000 \text{ km.} \\ \frac{m_1^3 \sin^3 i}{(m+m_1)^2} &= 0.11 \odot \end{aligned}$$

Russell's short graphical method was tried after the foregoing solution was completed. This method agrees with the first in establishing the presence of eccentricity. The "anomaly" diagram, however, does not yield a smooth curve, and the position of periastron and ω remain somewhat uncertain.

The measures of the secondary spectrum are not of sufficient value to help in determining the elements of the primary. They were formed into two normal places as follows:

Phase	Velocity	Weight	O-C
0.21	+81.4 km.	7	+ 2.7
3.84	-61.0 km.	11	+ 5.7

From these we obtain the following additional elements:—

$$\begin{aligned} K_1 &= 73.8 \text{ km.} \\ a_1 \sin i &= 7,490,000 \text{ km.} \\ m_1 \sin^3 i &= 0.65 \odot \\ m \sin^3 i &= 0.91 \odot \end{aligned}$$

Dominion Observatory

Ottawa, January, 1917.

